

1803 Rhode Island Avenue NE

Transportation & Parking Assessment

Nicole A. White, P.E., PTOE

May 15, 2019



symmetra design

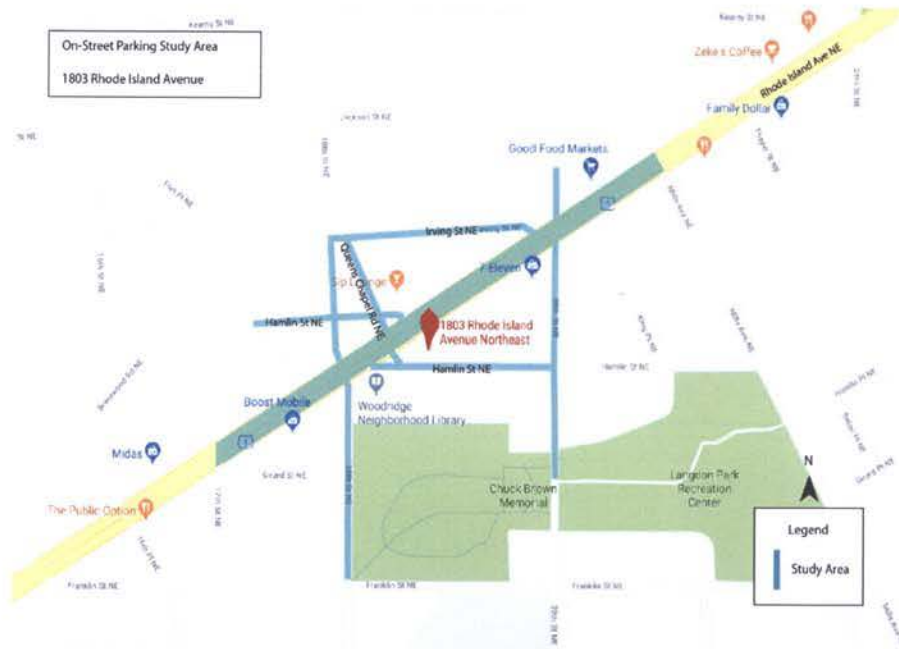
1803 Rhode Island Avenue NE

Transportation & Parking Assessment

- DDOT Scope Coordination
 - Parking Study Area & Time Periods
 - Loading Management Plan
 - Transportation Demand Management



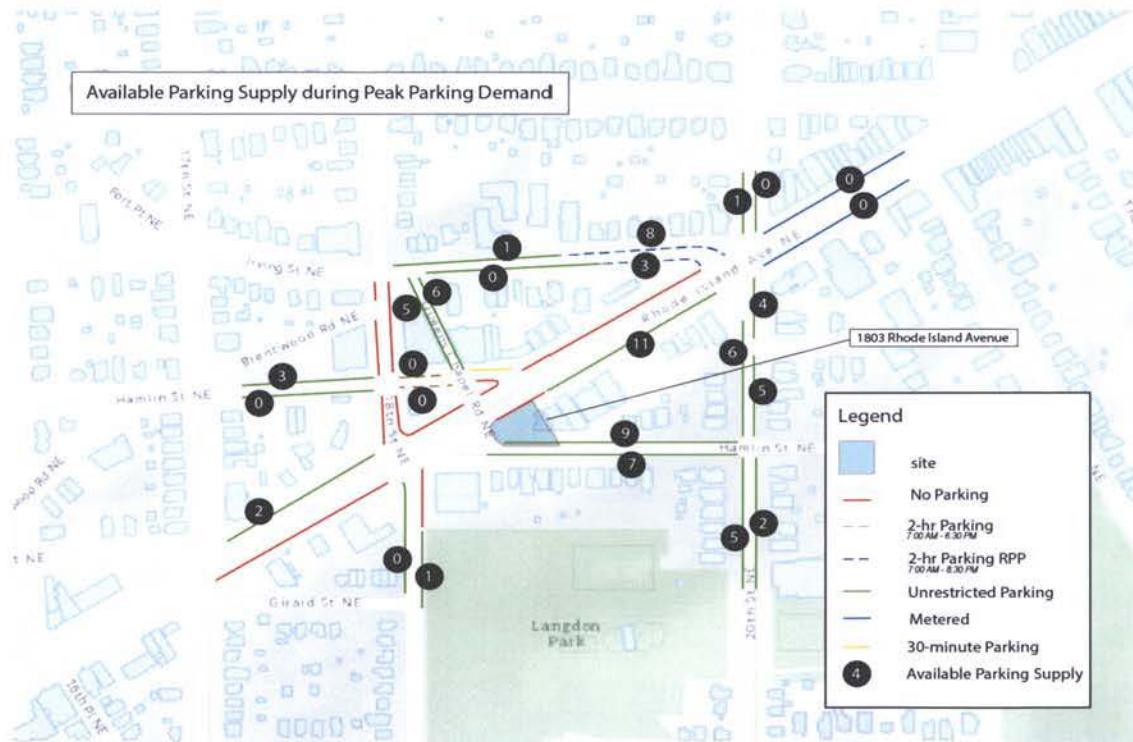
1803 Rhode Island Avenue NE



On-Street Parking Study

- Parking Inventory & Restrictions
- Two-block radius from Site
- Occupancy Study
 - Tuesday (4pm, 5pm, 6pm)
- Saturday
 - 12pm, 1pm, 2pm, 3pm

On-Street Parking Study



- Peak parking demand – 12pm Saturday
- 84 total spaces (73, excluding RPP) available during peak parking demand
- More than adequate available spaces (13 spaces required)



symmetra design

On-Street Parking Study

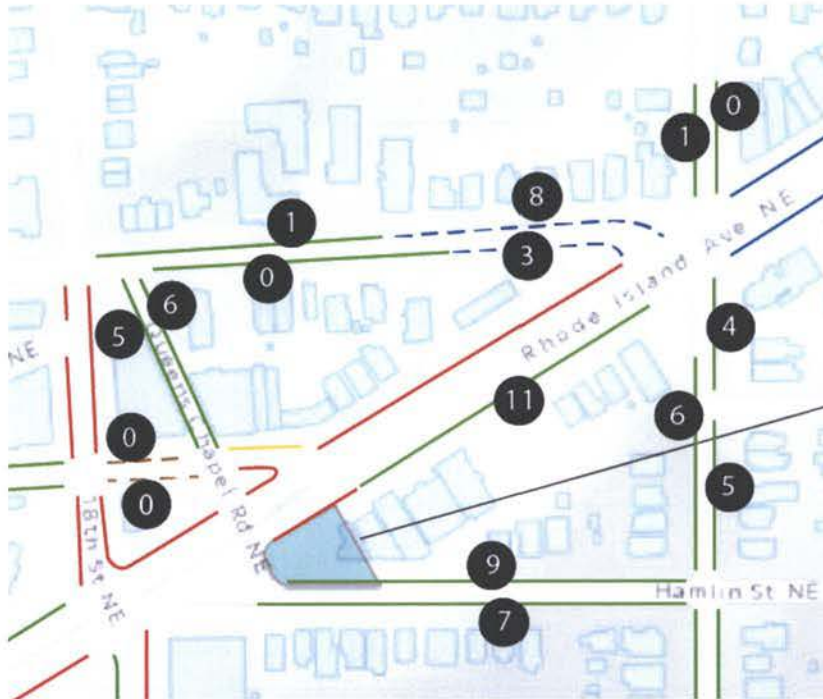


- Additional 2- 3 on-street spaces associated with curb cut closures



symmetra design

Loading Management Plan



- Delivery vehicle loading on Rhode Island Avenue
 - 7am – 4pm, 6:30 – 7pm
- Adequate space on RIA to accommodate loading
- Trash room & trash removal on Hamlin Street



Transportation Demand Management

- **Identify Transportation Coordinator(s)** for the planning, construction, and operations phases of development. The Transportation Coordinator(s) will act as points of contact with DDOT, goDCgo, and Zoning Enforcement and will develop, distribute, and market various transportation alternatives and options to the tenants and/or employees.
- **Post all TDM commitments on website** (if provided by Applicant), publicize availability, and allow the public to see what commitments have been promised.
- **Exceed ZR16 long-term bicycle parking requirement**
- For the first five years that the building is open, the Applicant shall offer the choice of either an annual **Capital Bikeshare** or an **annual car share membership to employees**.

